

THE RAILYARD DISPATCH

THE NEWSLETTER OF THE DANBURY RAILWAY MUSEUM
FALL 2019



A MESSAGE FROM THE PRESIDENT

STAN MADYDA

The summer season has drawn to a close and we begin preparations for the Pumpkin Patch and Santa Trains. Visitors will see some enhancements to the Pumpkin Patch event which we will show in the next newsletter.

While admissions could have been better this summer, we did receive many positive comments from visitors. Many were pleased to see some new equipment in the yard, the restoration work being done and the walls of the Mill Plain Station up.

Walking through the yard, you will see that the Pennsylvania Railroad RPO has been repainted and the ends of one of the washboards and RDC have been repainted. Thanks to Art Slothower for his continued work with a paintbrush. Philip Beard with help from family and other members has completed more restoration work on the 1455. The NYC wooden caboose crew meets on a weekly basis. A lot of remedial maintenance work has been accomplished so far this year. Dave Fuller has made necessary repairs to the pump house. A sign made by Jeff Van Wagenen remembers the late



Jeremy Rice and is placed by the three little pigs Jeremy crafted from track and truck parts near the entrance to the rail yard.

In addition to the cosmetic improvements, much work was done on equipment, the track and turntable this summer. Without the dedication of a whole crew of members, we are able to keep our equipment running and offering the Rail Yard Local on weekends.

Of course, volunteers who man the front desk and Gift Shop deserve much recognition. Even when we were short staffed due to vacations or other absences, we were able to keep the doors open.

The Danbury News Times was in to do a story on the Mill Plain Station and the \$10,000 grant we received from the Amherst Railway Society. The story appeared in the September 27th paper. There is still much work to do on the station and the article mentioned that we are looking for donations and additional grant money.



Inside the station, some of the various signs that we have had in storage are now on display replacing some of the fabricated ones we have had up for years. Thanks to Alden Burns for getting the Tuesday Night Crew - Jeff VanWagenen, Bill Wagner, Jose Alves, Bob Pitcher and Justin Chapin - back together to get the signs hung. Another change in the station is the

revamped and relocated children's play area, back in the section where the model logging layout was located. This layout has found a new home. The play area now has padded flooring and more comfortable seating for parents.



The Gift Shop has a new book on the Harlem Division authored by John M. Ham entitled "From Gotham to the Berkshires." When I learned that John was writing this book, I contacted him to let him know that we had many photos from Vic Westman's collection on the Harlem. Although he was just about finished with the book, he wanted to see what we had and ended up including a good handful of Vic's photos and drawings. This is the first time the Archives has contributed more than a few images to a book. The book retails for \$64.95 less members 10% discount.

Speaking of collections, during the summer, a group of members went to the home of Marty Grossman who passed away earlier in the year to retrieve his model trains. A number of pieces will be part of our collection. Two other trips were made, one to pick up some bead board that we hope to use in the Mill Plain Station and another to get his book collection. The Connecticut State Police has launched a campaign to bring to the public's attention the importance of Railway Safety. This campaign includes a short video which they posted on their social media and has been viewed by tens of thousands of people. They contacted us at the last minute needing a location to do some of the filming and we were able to oblige.

Enjoy the fall months of the year. We hope to see many members coming to the Museum for our events between now and the end of the year.

PASSING THE TORCH Jose Alves

We get all sorts of visitors here at the museum, most of these are families with young children, and like most museums seasonal family events are a norm and bring in a good chunk of the income that allows us to keep the lights on. For 25 years she has organized and run these events, from planning to execution, painting, ordering supplies, decorating the station building and rail yard, and putting out the occasional fire and then after all that even sitting in the hot seat as Mrs. Claus or the Easter Bunny, her email address is "eventlady", Pete's sake! Everyone knows her as Sue Teer, and unfortunately she's recently decided to step down as events coordinator. For those of you who aren't volunteers (you should consider becoming one, because it's really fun) Sue is a little bit of a celebrity around here. When I joined the museum 11 years ago, it was Sue who I first spoke to, and guided me the first months, this is true for a lot of new volunteers, she's always been very keen on getting people acclimated.



As we go into the Autumn and Winter, I'm happy to report I've stepped up to bat as the new events coordinator, With a few dips of my toes in the water with our smaller one day events, I hope to maintain the standard set as we move into the first of the 'big three' events with Pumpkin Patch. That being said anyone interested in helping out on this and future events be it for one day or more, please feel free to contact the museum by phone or email. We'd always love to have a new set of hands pouring cider or handing out candy canes.
Thank you Sue!

UP Big Boy #4014 in Wisconsin

ALAN BAKER

The Union Pacific followed up its 150th anniversary celebration of the transcontinental railroad in May with a "Big Boy" circle tour of the Midwest in July. The 4014 crossed Wisconsin from St. Paul to Chicago, the first time a Big Boy operated east of the Mississippi River.

Built by ALCO, UP's Big Boys were of a 4-8-8-4 wheel arrangement, 132 feet long and weighing 1.2 million pounds. The 4014 was delivered to the UP in December 1941 and retired in December 1961. It rested at the Rail Giants Railroad Museum in Pomona, CA until 2013 when the UP reacquired it for the 150th anniversary celebration. The restoration, which included a coal to oil conversion, took almost 5 years.

I chased 4014 across Wisconsin with Connecticut residents Scott Hartley all four days (July 23-26). The crowds were plentiful as the UP's PR department was very effective with the local media. The weather was beautiful save for a few clouds on the last day on the trip from Milwaukee to Chicago. Al shared some of his photos from the chase.



4014 passing thru Fall Creek, WI on July 24th



Coaling tower at Clyman Jct. July 25th



Approaching Merrillan, WI for a service stop on July 24th.



Wheaton, IL on the former CNW West Line on July 26th.



A built freight train using 44 Tonner

HOTT PROGRAM A SUCCESS Tom McCullough

The DRM’s Hand on the Throttle (HOTT) program has been a resounding success this season. This is the program where participants (members and non-members alike) can learn how to operate a vintage diesel-electric locomotive (Alco RS-1 or GE 44-Tonner) and build their own freight train in our historic railyard. The multi-part 3-1/2 hour

program consists of classroom training, brakeman training (how to safely couple and uncouple cars), and locomotive and freight car switching operations. We’ve had participants from all over the region – not just from Connecticut and New York – and with ages from 19 to 93! One of our favorite students was a young autistic man accompanied by his Mom. He had a great time.

Some quotes from our participants: “a wonderful experience;” “truly had a great day;” “spectacular job presenting the instruction;” “a really great unique experience.,” “the experience of a lifetime.” We’ll be offering this program throughout the Fall and early Winter (last year our last session was on December 22!) and will start again in the Spring. Email the museum at

info@danburyrail.org to be put in contact with our program coordinator. If you’ve got a railfan at least 18 years old in your family, this program will make a great gift; we do have gift certificates available. The pictures of the built freight train and John Dunbar learning brakeman skills were provided by his brother Jared. Thanks Jared.



Student Yuri Mykolayevych
Runs His Freight Train With RS-1



Student John Dunbar
Learns Brakeman Skills

MAKING PROGRESS ON THE MILL PLAIN STATION



The sides are up and the roof is almost ready to be added. The moving and construction of the station has been coordinated through the DRM Building Committee. Along with all the volunteers who have helped bring this historic building to the railyard, Jeff Vanwagenen has spent many hours on the project. We are all looking forward to a grand opening in the near future.

If anyone has photos of the original station, please send them to the DRM. Thank you.



Annual Members' Picnic Stan Madyda



The end of summer season at the DRM marks the time for our Annual Members' Picnic. The weather was great and we were able to enjoy the food and good times on the back platform of the station. There were about 45 people in attendance.



Once again, the menu included burgers, chicken, hot dogs, corn and salads. Many members brought homemade salads or desserts. Patty Osmer, Don Konen and Jose Alves planned and prepared the food with Sue Teer and Gussie Tipper handling the corn husking. Max Dymerski and Eion Kavanaugh help with set up.



A highlight of each picnic is the opportunity for members to operate one of our locomotives. This year we used the 44 tonner under the guidance of Jeff Van Wagenen, Dave Fuller and Joe Laporta.

A big thank you goes to all that made this a successful and enjoyable afternoon and to Al Gruber for the pictures.



WestCon Day of Service

Stan Madyda

Every year, Western Connecticut State University holds a Day of Service event where students and faculty can assist area non-profit organizations and churches. This year a record number signed up – over 850 with even more on a waiting list.

The DRM has taken advantage of this program in the past. This year, we asked for four people to help re-locate some books from the museum’s library to off-site storage we secured in the Old Jail on Main Street. Seven people showed up and all had plenty to do.

The books that were moved are ones with subject matter outside of North America. We have since stopped collecting what we call foreign books as they do take up needed space. If need be, the books are still accessible with advance notice. The books were removed from the shelves, the computer updated as to their location and moved to the Old Jail in boxes and milk crates. They are in a locked room with material from the Danbury Museum and Historical Society. We will eventually set up some of the shelving we obtained earlier in the year to better organize the space we have in the Old Jail.



BEAUTIFUL PHOTO



Fred Martz



On the day of the recent members cookout I took the attached photo of the double-ended wrecking crane at the DRM. It was not until I looked at it later that I noticed the remarkable sky above the crane with the rays of light and the lines of the pavement all focused on the crane car. It might be worth making into a postcard or poster for sale in the gift shop

MODELING NEWS: CLASSIC 1950s LAYOUT

Fred Martz



This past winter I unpacked, cleaned, repaired, rewired, and set up most of the equipment from my 1950-1956 Lionel train set, which has been in storage for the past 60 years. There are also several additional pieces that I purchased on EBay, most also from the 1950s, along with a brand new Bluetooth-controlled LionChief RS-3. The second video demonstrates how the latest Lionel technology is backwards compatible with the 65-year-old equipment in my 1950s layout.

Classic 1950s Lionel Train Layout -- Compact 5' x 6.5'

<https://youtu.be/iAE9NGoP2Yk>

Lionel LionChief New Haven RS-3 Running on 1950s Layout


https://youtu.be/f_a6zD94fQU

The set includes the following items representing equipment displayed at the DRM:

- EMD F-3 A and B units (the predecessor of the DRM FL-9 locomotives)
- GE 44-ton switcher
- Budd RDC
- NHRR Alco RS-3
- Wrecking crane (single-ended Bucyrus-Erie)

PLAN YOUR NEXT VISIT TO THE DANBURY RAILWAY MUSEUM

RIDE THE TRAIN TO THE PUMPKIN PATCH



2019
Saturday October
12, 19, 26
10am—4pm
Sunday October
13, 20, 27
Noon—4pm

Trains hourly 10:30—3:30 Saturday, 12:30—3:30 Sunday

\$12 ages 2 & up (under 24 months, free)

Children get a **free** pumpkin
from our pumpkin patch!

Admission includes:

Train ride on historic train
Operating model railroads
Go inside real railroad cars and engines
Free coloring station, temporary tattoos, and play table
Free cider & cookies

Costumes encouraged!

DANBURY RAILWAY MUSEUM

120 White St.
Danbury, CT 06810
203-778-8337

www.danburyrailwaymuseum.org
info@danburyrail.org

ALL ABOARD

Danbury Railway Museum

2019 SANTA
EXPRESS!



Saturday Dec. 7, 14, 21
Sunday Dec. 8, 15, 22

*Ride a vintage train in the railyard!
Visit with Santa in his special coach!
Children receive a small gift from Santa.*

*Trains every 1/2 hour
12:30 - 3:00 Saturday; 12:30—3:30 Sunday*

SPECIAL!

Saturday eve, Dec. 7, 14 & 21
4:30 & 5:00PM Take an evening ride
through our lighted railyard!

\$12 ages 2 & up. (Under 24 months, free)

RESERVATIONS SUGGESTED!

Online at www.danburyrailwaymuseum.org
or call 203.778.8337 during business hours
Parking available at Patriot Garage

DANBURY RAILWAY MUSEUM
120 White Street, Danbury, CT 06810

www.danburyrailwaymuseum.org info@danburyrail.org

PLAN A VISIT TO OUR WEDNESDAY NIGHT PROGRAMS. FROM 7:30 P.M UNTIL APPROXIMATELY 8:30, SLIDES, VIDEOS, AND OTHER MEDIA PRESENTATIONS ARE MADE BY OUR MEMBERS. FOR EXAMPLE, **JOHN GALLO SR WILL BE PRESENTING A PROGRAM DECEMBER 18th ON "NEW YORK CENTRAL RAILROAD-PUTNAM DIVISION: HISTORY AND OPERATIONS.** IF YOU WOULD LIKE TO MAKE A PRESENTATION CONTACT JOHN BARTON AT 203-778-8337 OR SEND AN E-MAIL TO THE DRM info@danburyrail.org.